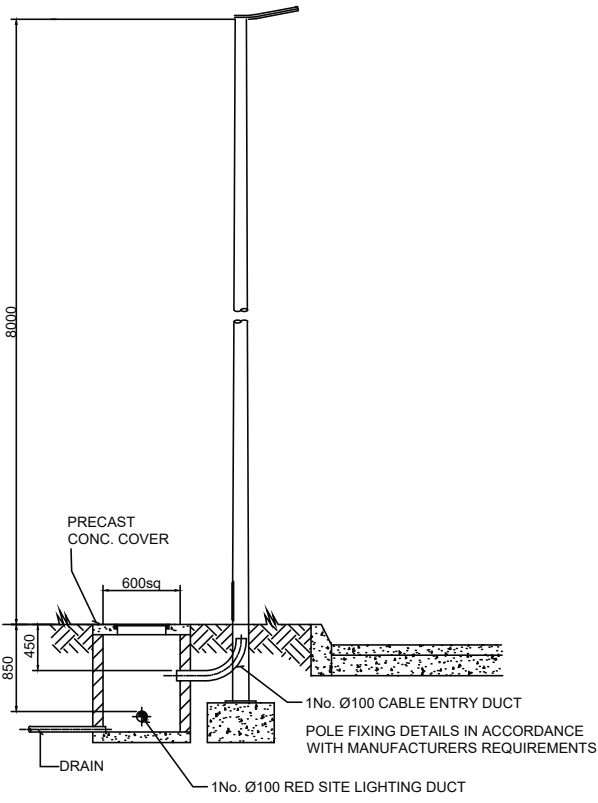
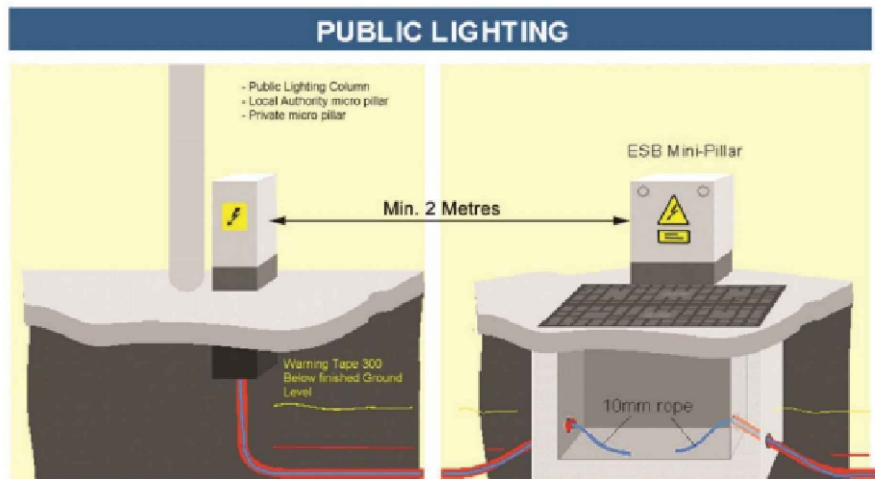
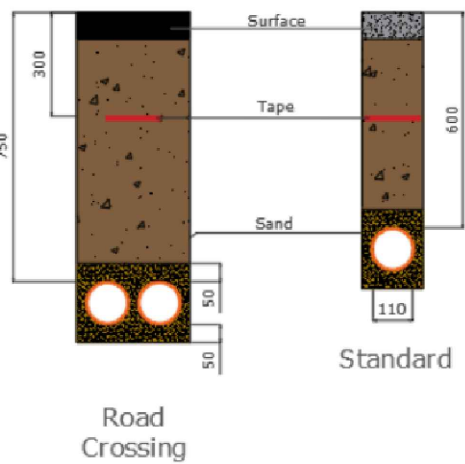


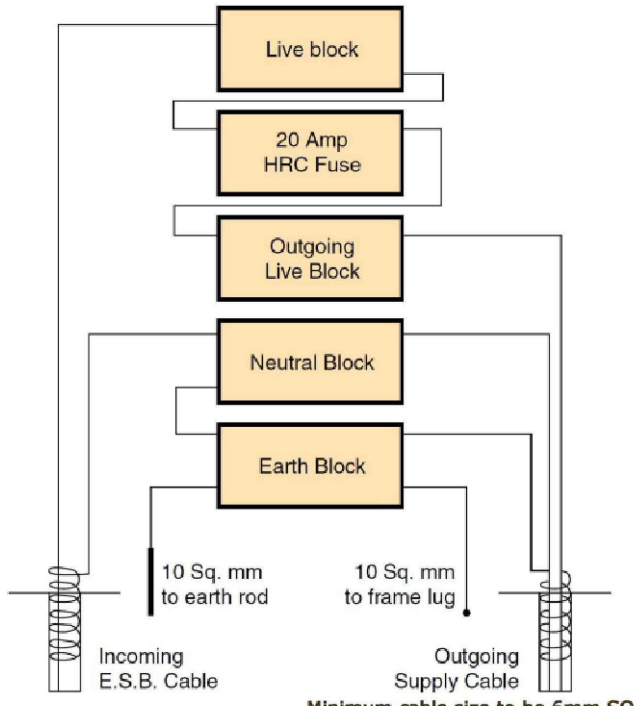
DETAIL 1: NTS
TYPICAL LIGHTING POLE MOUNTING INSTALLATION
(REFER TO SPECIFIC LOCAL AUTHORITY STANDARD DETAILS DRAWING WHERE AVAILABLE)



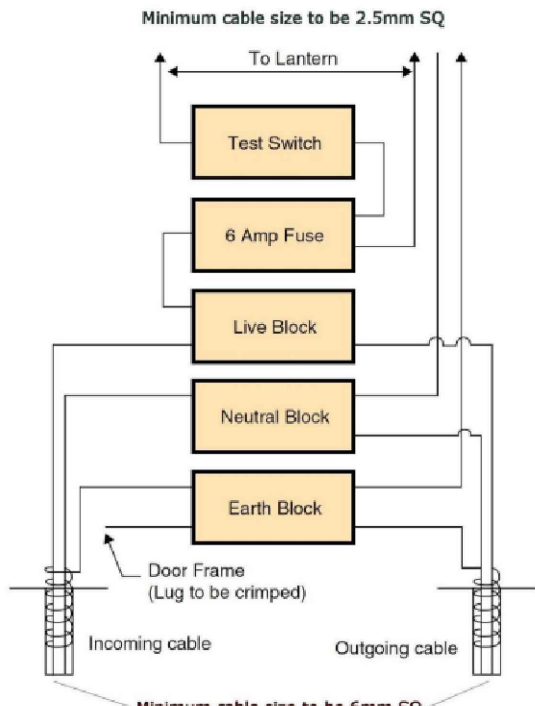
DETAIL 2: NTS
PUBLIC LIGHTING DUCTING TRENCH DETAIL



DETAIL 3: NTS
ESB MICROPILLAR INSTALLATION DETAIL



DETAIL 4: NTS
MICROPILLAR WIRING SCHEMATIC



DETAIL 5: NTS
LIGHTING COLUMN WIRING SCHEMATIC

LEGEND		
DO NOT SCALE ALL DIMENSIONS TO BE CHECKED ON SITE		
QTY	REF	TYPE
3	●	THORN R2L2 ROAD LANTERN 15W LED 3000K WITH STREET OPTIC, WITH 7PIN NEMA SOCKET, DALI REGISTERED DRIVER, AND CLO. U14 DIMMING PROFILE DIM TO 75% FROM 00:00 TO 06:00. MOUNTED POST TOP AT ZERO DEGREE INCLINATION ON 8M LIGHTING COLUMN. IP66 IK08
3	●	THORN CESAR STROLL BOLLARD 35W 3000K DALI REGISTERED DRIVER. Ø200x950mm HIGH
13	●	THORN EYEKON S2900866 16W 3000K EXTERNAL CIRCULAR WALL MOUNTED LED LUMINAIRE. IP66 IK10 C/W WITH HALO VISOR. DALI REGISTERED DRIVER
11	●	SIMES MINIBLINKER S.6070H 16W 3000K EXTERNAL RECESSED RECTANGULAR WALL MOUNTED LED LUMINAIRE. IP66 IK10
	●	EXISTING POLE MOUNTED LIGHTING FITTING

- NOTES:
- ALL CABLES ARE TO BE INSTALLED IN DUCTING. DUCTING SHALL NOT RUN THROUGH, OR BELOW PRIVATE PROPERTY.
 - NO JOINTING OF CABLES WILL BE ACCEPTED IN ANY CIRCUMSTANCES.
 - DUCTING SHALL BE LAID IN FULLY COUPLED UNBROKEN LENGTHS AND SHALL RUN DIRECTLY BETWEEN THE COLUMN POTS AND/OR MIDDLE PILLAR. DRAW WIRES MUST BE PROVIDED AT ALL TERMINATION POINTS.
 - DUCTING SHALL BE LAID TO THE APPROPRIATE DEPTH AS MANDATED BY IS 10101:2020 AND SURROUNDED BY SAND BEFORE BURYING WITH APPROPRIATE MATERIAL AS SHOWN.
 - ALL DUCTS SHALL BE MARKED WITH ELECTRICAL MARKING TAPE AT 300mm BELOW FINISHED GROUND LEVEL. DRAW WIRES OF AT LEAST 8KN MUST BE PROVIDED AT ALL TERMINATION POINTS.
 - CABLE ACCESS CHAMBERS SHALL BE PROVIDED WHERE DUCTS TAKE ACUTE TURNS, OR IN ANY INSTANCE WHERE THEY CROSS BENEATH ANY SURFACE USED BY VEHICLES, INCLUDING ANY SHARED SURFACES.
 - AT ROAD CROSSINGS AND UNDER SHARED SURFACES SUCH AS HOME-ZONES, SPARE DUCTING SHALL BE PROVIDED. DUCTING SETBACK IN RELATION TO ROAD EDGE WILL VARY DEPENDING ON THE SET BACK OF ROOTED LIGHTING COLUMNS.
 - DUCTING SHALL BE PROPERLY COUPLED.
 - INSTALLATION SHALL FULLY COMPLY WITH LOCAL AUTHORITY 'PUBLIC LIGHTING SPECIFICATION'



THORN R2L2 ROAD LANTERN



THORN CESAR BOLLARD



THORN EYEKON SURFACE WALL MOUNTED



SIMES MINIBLINKER RECESSED WALL MOUNTED

ISO 9001:2015

QUALITY MANAGED SYSTEM

LOW CARBONCONSULTANTS

LEED GREEN ASSOCIATE

Kilkenny | Dublin | London

Head Office:
7 Patrick Street
Kilkenny

Tel IRL: +353 (0)56 772 1115
Tel IRL: +44 (0)207 979 7704
Email: info@lawlerconsulting.com
Web: www.lawlerconsulting.com

LAWLER CONSULTING

Title

FIRHOUSE APARTMENTS
PUBLIC LIGHTING LAYOUT

Drawn by:
DOL

Scale:
1:200@A1

Date:
OCT 2025

Checked by:
JL

Drawing no:
0823-LAW-B1-XX-DR-E-001